

# HDMI CAT5 Extender – Economic type

ITEM NO.: HE01E

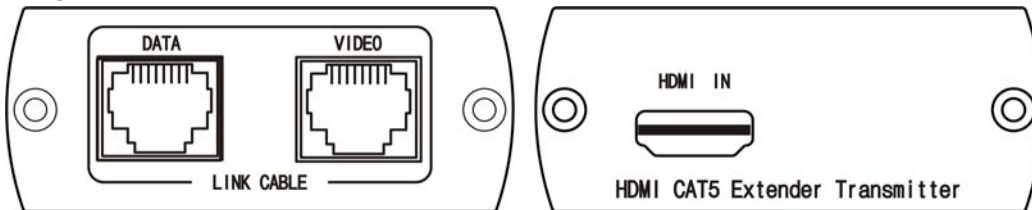


HE01E HDMI CAT5 Extender – 1 input 1 output

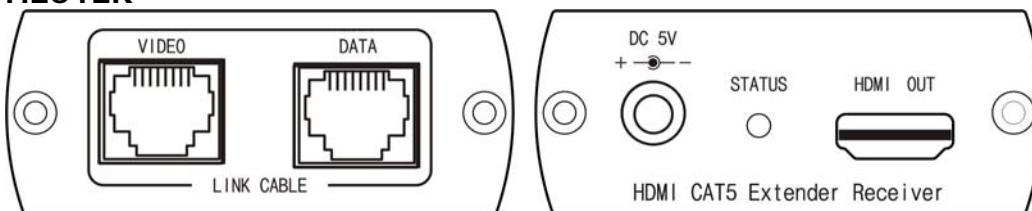
- Extends HDMI signal over two CAT5/5e/6 cables.
- Transmission range up to 70M at 1080i, 30M at 1080p resolution.
- Including local and remote unit.
- No power need within 30meters.
- External power supply requested at remote unit for transmission range over 30 meters.
- Hi quality digital video and audio over CAT5 without any signal loss.
- HDMI compliant.
- HDCP compliant.

## Panel view & Function:

HE01ET



HE01ER



### Cable:

Video Link cable using hi quality CAT5E UTP or CAT6 UTP cable,  
Recommend to use CAT6 cable if the transmission range over 30 meters.

Data Link cable using CAT5E UTP/STP or CAT6 UTP cable,  
It is not hi speed signal transmission, so using regular CAT5E UTP cable will be ok.

### Transmission Range:

The transmission range will be based on the cable quality and HDMI equipment.

Use CAT5E UTP cable up to 30M@1080p.

Use CAT6 UTP cable up to 35M@1080p.

Use CAT5E UTP cable up to 70M@1080i/720p.

### Power Source depends on working range:

There is no power need under 30 meters, the power could be using from HDMI equipment. If range over 30 meters, recommend to use external power adapter to avoid low power from HDMI source.

**RJ45 pin Define:**

**Video Link (TIA/EIA-568-B)**

1. Orange-white	DATA2+
2. Orange	DATA2-
3. Green-white	CLOCK+
4. Blue	DATA1+
5. Blue-white	DATA1-
6. Green	CLOCK-
7. Brown-white	DATA0+
8. Brown	DATA0-

**Data Link (TIA/EIA-568-B)**

1. Orange-white	Reserve
2. Orange	GND
3. Green-white	DDC SCL
4. Blue	Reserve
5. Blue-white	Reserve
6. Green	DDC SDA
7. Brown-white	HDMI +5V
8. Brown	Hot Plug Detect

**HE01ER Status LED:**

[OFF]	No power or power source is too low
[Blue]	Power source from external power adapter
[Red]	Power source from HDMI Source
[Flicker]	No video signal

**Caution:**

The cabling must away from any equipment with electromagnetic wave, i.e.: microwave, radio equipment, high voltage.

**Trouble shooting:**

**No Picture:**

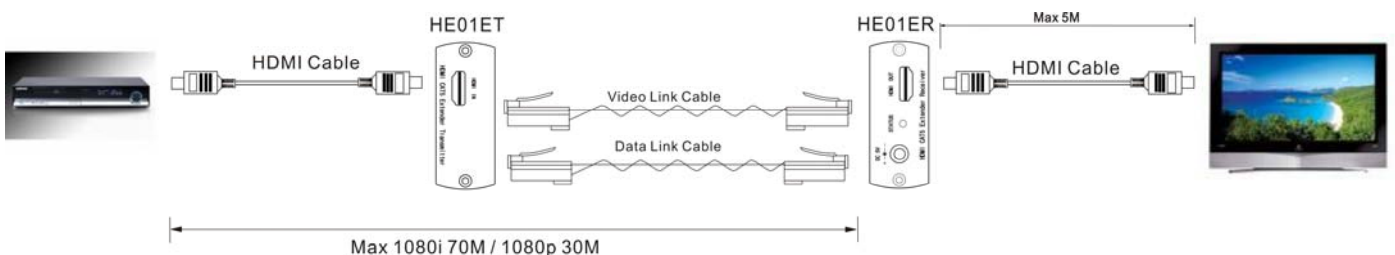
Check LED

[OFF]	Check Power Adapter.
[Blue]	Check Video Link Cable Length & Quality. Check Video & Data Cable Connect. Check HDMI Cable Connect.
[Red]	Check Video Link Cable Length & Quality. Check Video & Data Cable Connect. Check HDMI Cable Connect. Add external power Adaptor at remote unit.
[Flicker]	Check Link Cable Connect, Check HDMI Cable Connect.

**Picture with noise:** Noise (signal too weak or low power)  
check Video Link Cable Connect \ Length \ Quality.  
Add external power adaptor at remote unit.

**Picture disappear:** (signal too week or with interference)  
Check Video Link Cable Connect \ Length \ Quality.  
Cabling away from EMI interference source.

**Installation view:**



**Specification:**

ITEM NO.	HE01ET	HE01ER
Resolution	480i/480p/720p/1080i/1080p	
Link Cable Distance	CAT5E 70M@1080i , CAT5E 30M @1080p	
HDMI Cable Distance	28 AW HDMI Cables 5M @1080p	
HDMI Connector	HDMI A Type x 1 (Input)	HDMI A Type x 1 (Output)
Link Connector	RJ-45 Shielded x 1	RJ-45 Shielded x 1
Power Consumption	X	5V 250mA (Max)
Temperature	Operation: 0 to 55°C, Storage: -20 TO 85°C, Humidity: up to 95%	
DIMENSIONS W x H x D mm	43 x67 x 27	61x67x27
Weight	105g	130g