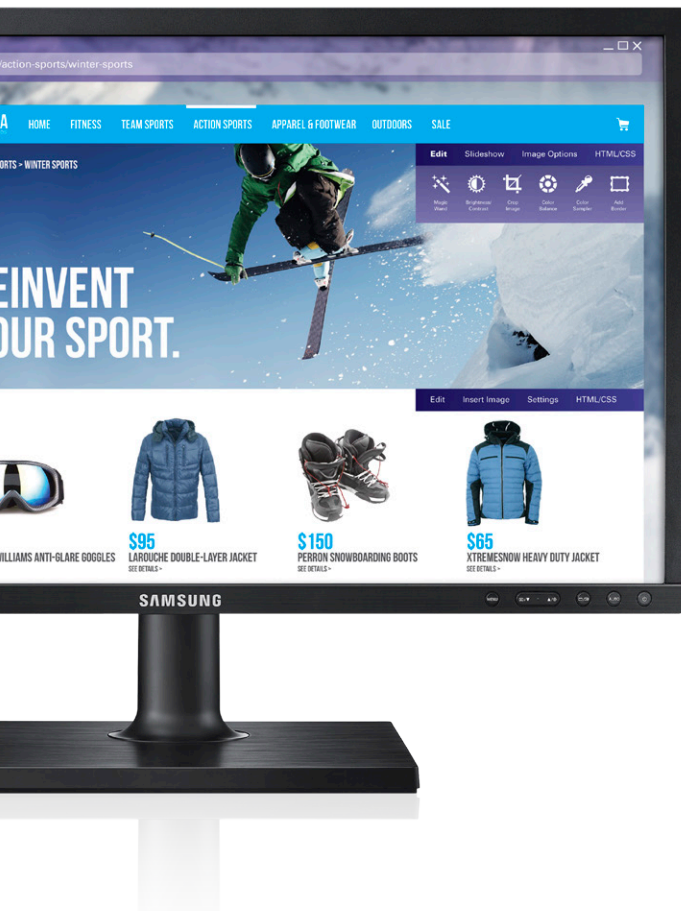




Superiority on screen, and on budget



Contact us

1-866-SAM4BIZ
samsung.com/business
samsung.com/b2bmonitors

Follow us

 youtube.com/samsungbizusa
 @SamsungBizUSA

S24E650BW

24" desktop monitor

Combining affordability with advanced image quality is the concept behind the Samsung SE650 Series desktop monitor lineup. The perfect example: the Samsung S24E650BW. It utilizes Samsung's PLS panel technology, for outstanding picture quality as well as wide 178° viewing angles. It's the 24" monitor of choice where a 16:10 aspect ratio screen is needed, delivering a high resolution of 1920 x 1200 for crisp fonts and images. The S24E650BW features approximately 30% recycled material, less than 0.005W Off Mode power consumption, and the fully adjustable stand keeps users more comfortable, focused and productive. Rounding out the features are VGA, and DVI connections, VESA mount compatibility, a matte black bezel with clearly labeled buttons, speaker bar compatibility and a 3-year warranty. The Samsung S24E650BW. Business value, no matter how you look at it.

Key features



16:10 aspect ratio

The 16:10 aspect ratio gives more room for open applications, and makes reading web pages and other documents easier.



Environmentally friendly

Industry-leading features include approximately 30% recycled material, less than 0.005W Off Mode power consumption, Eco features to reduce power consumption when monitor is in use, and fully recyclable packaging.



Impressive picture quality

The LED-backlit LCD screen delivers sharp, bright, beautiful images. Mega infinity dynamic contrast ratio ensures subtle detail even in the lights and darks, and MagicAngle technology delivers improved color even when viewed off-angle.



Slim design that fits any desk

The sleek, stylish design and low-profile stand take up less desk space and contribute to a cleaner-looking office. The built-in cable management feature also contributes to a clutter-free work environment.



Ergonomic, adjustable stand

The monitor swivels, tilts, pivots and is height-adjustable, for greater user comfort. And since the monitor is VESA compatible, installation on a wall or separate mounting arm is easy.



Easy on the eyes

When Eye Saver Mode is active, blue light levels are lowered, for reduced eye strain during long work hours. Flicker-free technology adds further viewing comfort by eliminating flickering at all levels of brightness.



Speaker bar ready

The Samsung SPU10 (sold separately) is designed to be attached seamlessly to the back of compatible Samsung monitors. It adds rich stereo sound without taking up an inch of desk space.

S24E650BW

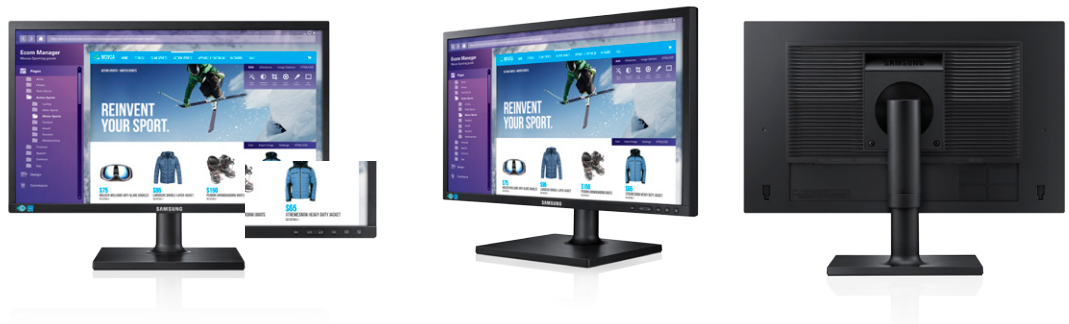

Samsung SE650 series

24" desktop monitor



S24E650BW		
Display	Screen Size	24"
	Active Display Size (HxV)	518.4 (H) x 324.0 (V)
	Flat / Curved	Flat
	Resolution (Aspect Ratio)	1920 x 1200 (16:10)
	Panel Type (PLS/VA/TN)	PLS
	Brightness Typ. / Min.	250 nits / 200 nits
	Contrast Ratio (Static)	1000:1 (Typ)
	Dynamic Contrast Ratio	Mega ∞
	Pixel Pitch (HxV)	0.270 (H) x 0.270 (V)
	Response Time (G-to-G)	4ms
	Viewing Angle (Horizontal/Vertical)	178°/178°
	Color Support (16.7M/1B)	16.7M
	Color Gamut (NTSC 1976)	72%
	Refresh Rate (Hz)	60Hz
	Image Size	Yes
Features	Samsung MagicAngle	No
	Samsung MagicBright	Yes
	Samsung MagicUpscale	Yes
	Eye Saver Mode	Yes
	Flicker Free	Yes
	Game Mode	Yes
	Windows Certification	Windows 8.1
	OS Compatibility	Windows, Mac
	Smart Eco Saving	Yes
	Eco Saving Plus	No
	Off Timer Plus	Yes
Interface	VGA	1
	DVI	1
	DisplayPort	No
	HDMI	No
	Audio In	No
	Speaker	No
	Headphone Out	No
	USB Hub	No
	USB Sound Bar (Ready)	Yes
Operating Conditions	Temperature	10~40°C
	Humidity	10~80 (non-condensing) %
Design	Color	Black
	Stand Type	HAS
	Stand Function	HAS: 130.0±2.0, Tilt: -3° (±2°)~25° (±2°), Swivel: -45° (-2°, 0°) ~45° (0°, +2°), Pivot: -1° (-2°, 0°) ~95° (0°, +2°)
	Wall Mount	100 x 100
Power	Power Supply	AC 100~240V
	Power Consumption (Energy Star 6.0 Test Condition)	25 (Typ) W
	Power Consumption (Off Mode)	Less than 0.005 W
	Type	Internal Power
Detailed Dimensions	Set Dimension with Stand (WxHxD) (Max/Min)	21.8" x 20.2" x 8.8" (MAX) / 21.8" x 15.1" x 8.8" (MIN)
	Set Dimension without Stand (WxHxD)	21.8" x 14.1" x 2.2"
	Package Dimension (WxHxD)	24.7" x 7.4" x 17.0"
Weight	Set Weight with Stand	12.8 (lbs.)
	Set Weight without Stand	9.1 (lbs.)
	Package Weight	16.1 (lbs.)
Accessories	Cables	VGA Cable, DVI Cable
	Power Cable Length	1.5m
	Others	Quick Setup Guide
Certification	Safety	CB (EU): IEC60950-1, EN60950-1, cULUS (US,Canada): UL60950-1, KC (Korea): K60950-1, PSB (Singapore), Soncap (Nigeria), Kucas (Kuwait), SASO (Saudi Arabia): IEC60950-1, CCC (China): GB4943-2011
Green Management	EMC	FCC (USA), IC (Canada): FCC Part15 Subpart B, CE (Europe): EN55022, EN55024, KCC (Korean) KN22, KN24, C-tick (Australia): AS/NZS3548 (GISPR22), CCC (China): GB9254-2008 GB17625.1-2012
	Energy/Environment Mark	Energystar 6.0
	Recycled Plastic	30%
Warranty	PVC Free (Cables Excluded)	Yes
	Warranty	3 years

1. DVI In
2. VGA In



Learn more samsung.com/business or www.samsung.com/b2bmonitors

Product support 1-800-SAMSUNG 1-866-SAM4BIZ

Follow us [youtube.com/samsungbizusa](https://www.youtube.com/samsungbizusa) [@SamsungBizUSA](https://twitter.com/SamsungBizUSA)

SAMSUNG
BUSINESS

Samsung Electronics has been named 2015 ENERGY STAR Partner of the Year in the product manufacturing category by the U.S. Environmental Protection Agency (EPA).

©2015 Samsung Electronics America, Inc. Samsung is a registered mark of Samsung Electronics Corp., Ltd. Specifications and design are subject to change without notice. Non-metric weights and measurements are approximate. All brand, product, service names and logos are trademarks and/or registered trademarks of their respective manufacturers and companies. See samsung.com for detailed information. Printed in USA. MON-S24E650BWSHT-AUG15T

